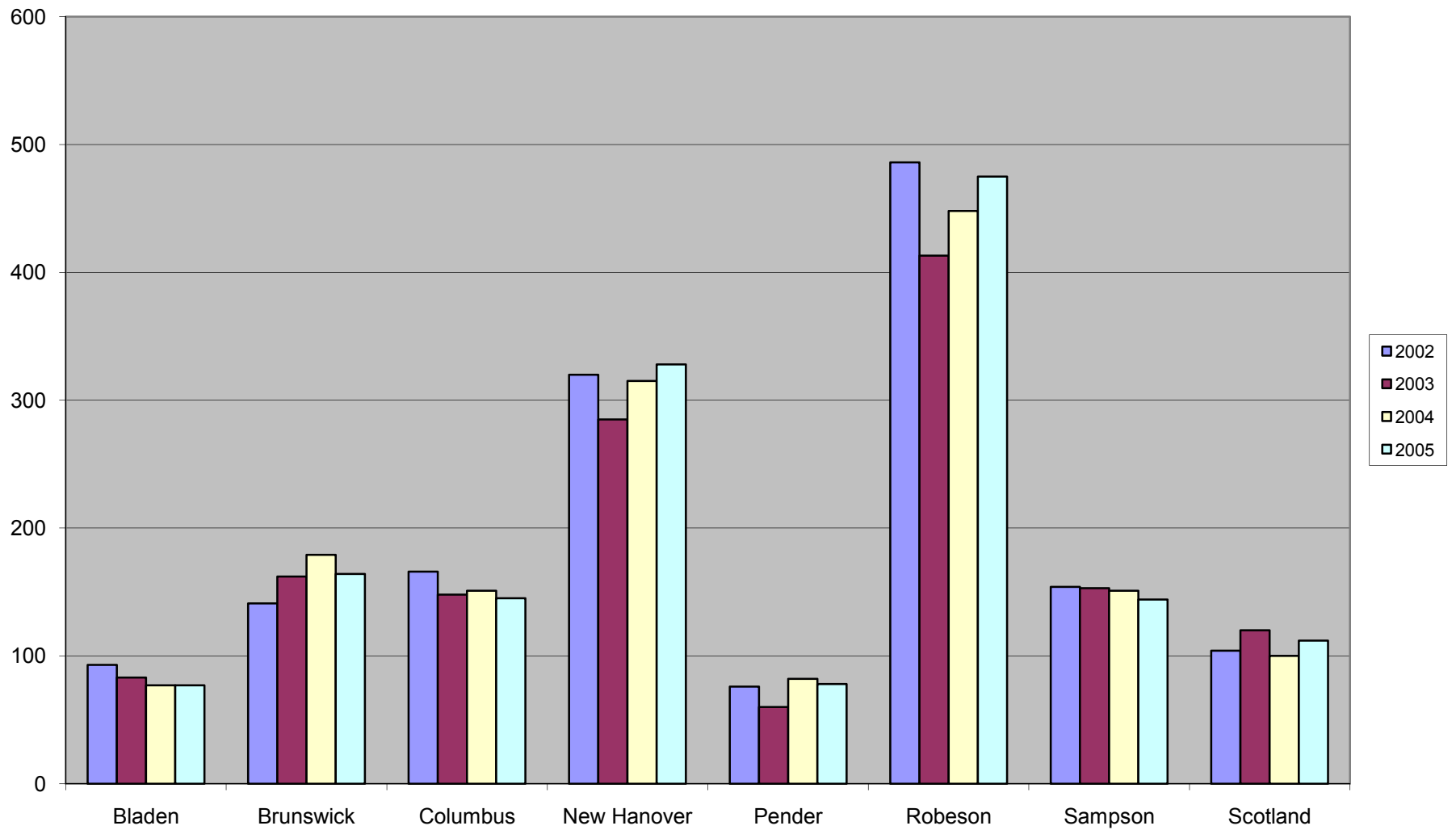


## Number of Teen Pregnancies for Females Age 15-19, Total Population, 2002-2005 NC CCHA Counties

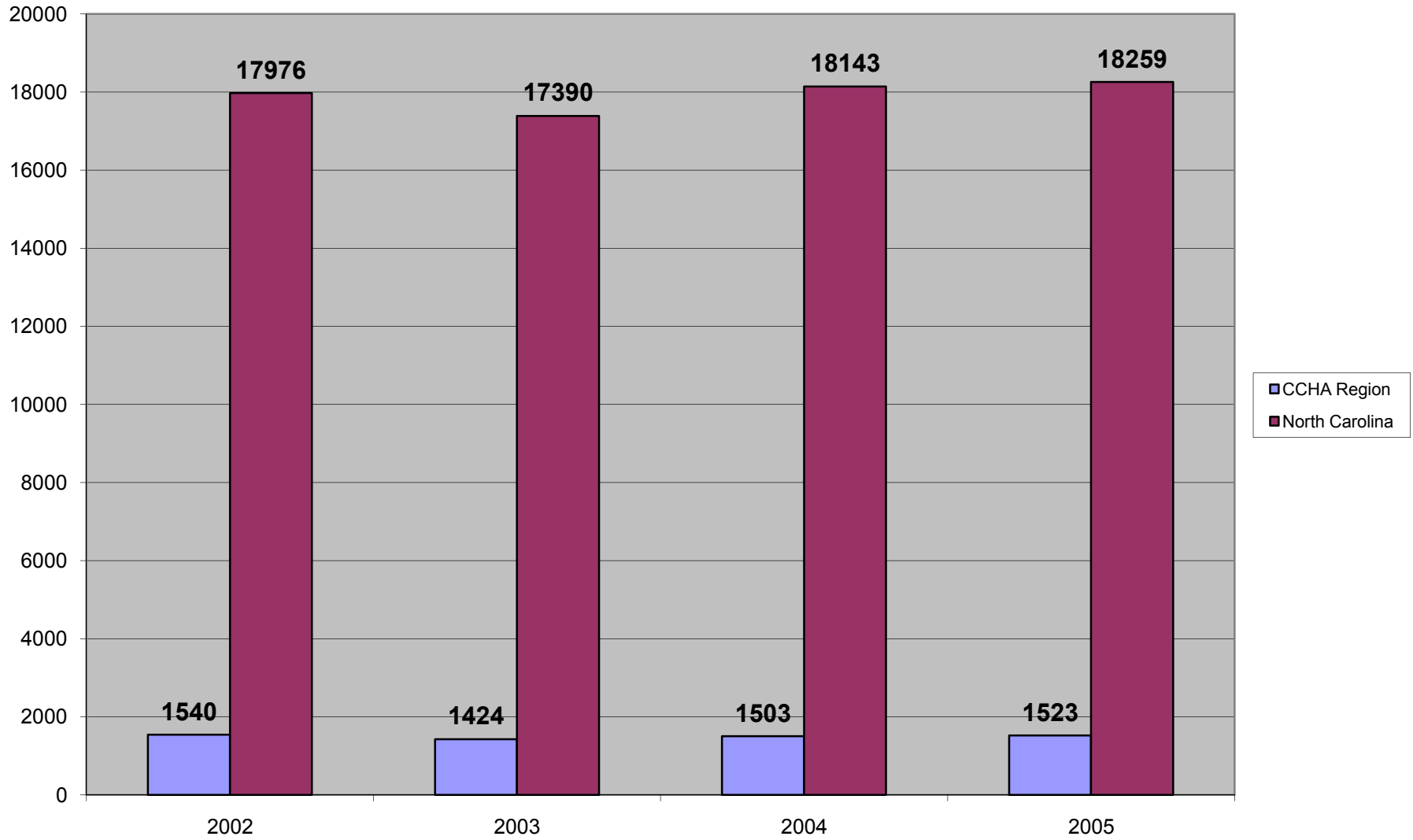
<http://www.data.osbm.state.nc.us/pls/linc>

|                | 2002                  |       | 2003                  |       | 2004                  |       | 2005                  |       |
|----------------|-----------------------|-------|-----------------------|-------|-----------------------|-------|-----------------------|-------|
| County         | Number of Pregnancies |       | Number of Pregnancies |       | Number of Pregnancies |       | Number of Pregnancies |       |
| Bladen         |                       | 93    |                       | 83    |                       | 77    |                       | 77    |
| Brunswick      |                       | 141   |                       | 162   |                       | 179   |                       | 164   |
| Columbus       |                       | 166   |                       | 148   |                       | 151   |                       | 145   |
| New Hanover    |                       | 320   |                       | 285   |                       | 315   |                       | 328   |
| Pender         |                       | 76    |                       | 60    |                       | 82    |                       | 78    |
| Robeson        |                       | 486   |                       | 413   |                       | 448   |                       | 475   |
| Sampson        |                       | 154   |                       | 153   |                       | 151   |                       | 144   |
| Scotland       |                       | 104   |                       | 120   |                       | 100   |                       | 112   |
| CCHA Region    |                       | 1540  |                       | 1424  |                       | 1503  |                       | 1523  |
|                |                       |       |                       |       |                       |       |                       |       |
| North Carolina |                       | 17976 |                       | 17390 |                       | 18143 |                       | 18259 |

**Number of Teen Pregnancies for Females Age 15-19, Total Population, 2002-2005 NC CCHA Counties**



**Number of Pregnancies in Females Age 15-19 for CCHA Region vs. North Carolina, 2002-2005**



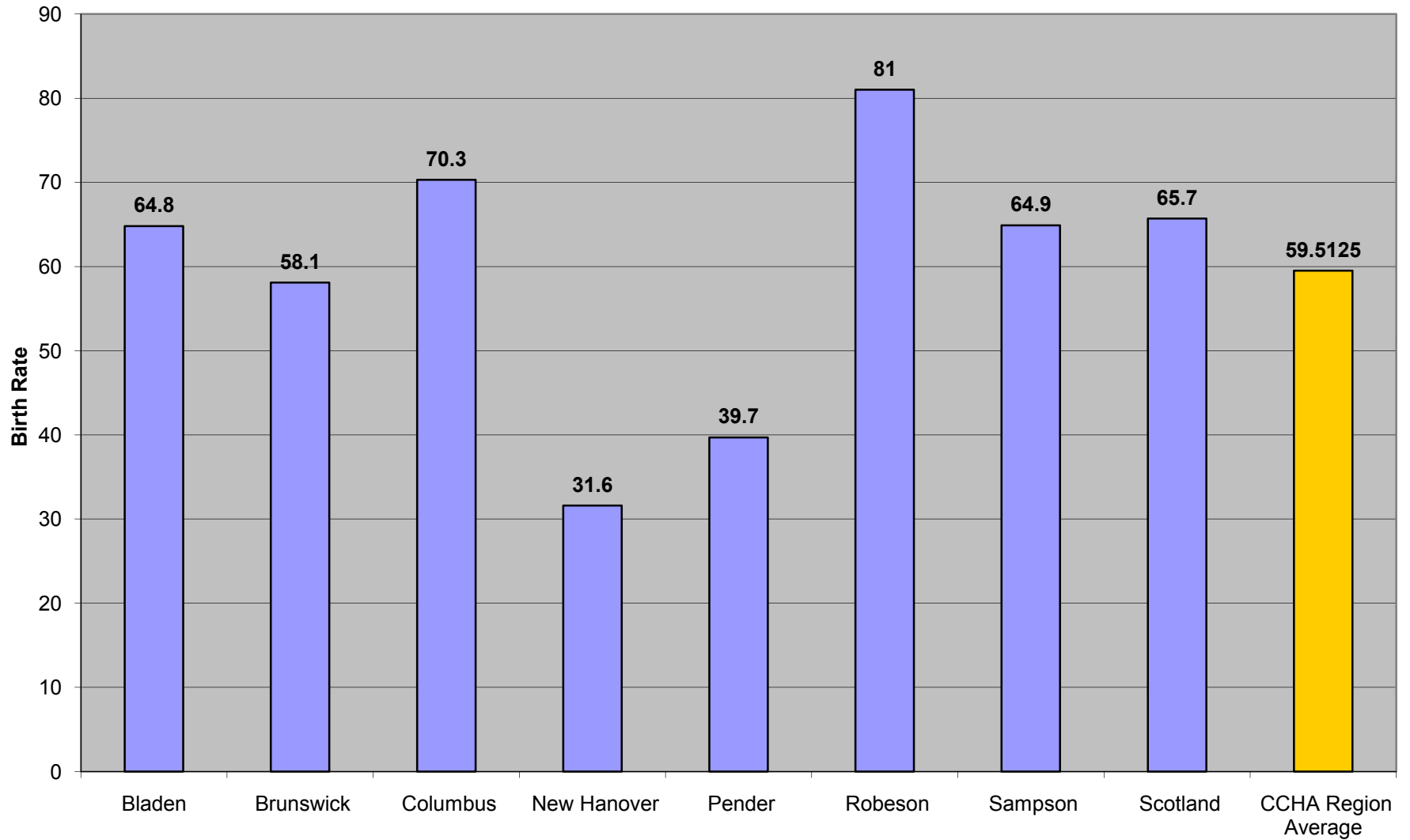
**Birth Rate & Pregnancy Rate for Teen Pregnancies in Females Age 15-19, NC CCHA Counties 2003-2005**

<http://www.data.osbm.state.nc.us/pls/linc>

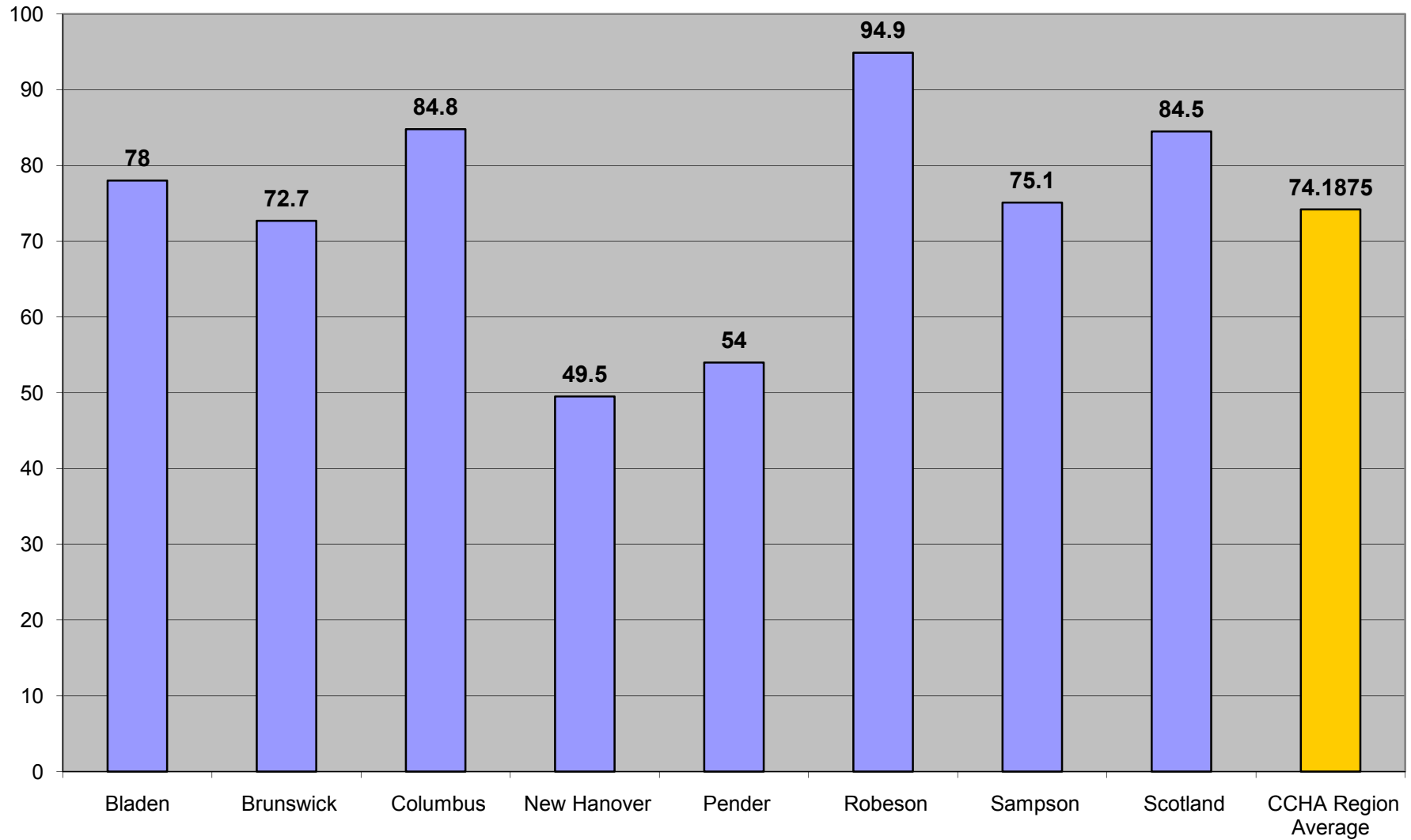
| <b>County</b>  | <b>Birth Rate</b> | <b>Pregnancy Rate</b> |
|----------------|-------------------|-----------------------|
| Bladen         | 64.8              | 78                    |
| Brunswick      | 58.1              | 72.7                  |
| Columbus       | 70.3              | 84.8                  |
| New Hanover    | 31.6              | 49.5                  |
| Pender         | 39.7              | 54                    |
| Robeson        | 81                | 94.9                  |
| Sampson        | 64.9              | 75.1                  |
| Scotland       | 65.7              | 84.5                  |
| CCHA Region    | 59.5125           | 74.1875               |
|                |                   |                       |
| North Carolina | 46.6              | 61.7                  |

Birth Rate summarizes number of live births per 1,000 Females age 15-19.  
Pregnancy Rates include reported abortions, fetal deaths, and live births per 1,000  
Females age 15-19.

### Birth Rates for Teen Pregnancies in Females Age 15-19, NC CCHA Counties



**Pregnancy Rates for Teen Pregnancies in Females Age 15-19, NC CCHA Counties 2003-2005**



**Birth Rate & Pregnancy Rate for Females Age 15-19 in NC CCHA Region vs. North Carolina**

